



July '99

Newsletter

Edited by the award winning Jon Relf

Greetings fellow jugglers!
Welcome to the July edition of our club newsletter. Some of you may be wondering if the award for *outstanding achievement & services to RTWJC* that I won has gone to my head or not. I'm a very down to earth person & my feet are always on the ground & I am taking this greatness easily in my stride.

In this edition we have a write up of the Mark Cross fete, a list of reviewed equipment hire charges, a thankyou, lots of designs for the Millenium T-shirt & I cunningly get out of writing an account of the TWJC Summer Show!

As ever I'm always grateful for any contributions of material for the newsletter.

Jon

Who's that benefactor?

The club has received a donation from a mysterious anonymous individual (who wishes to remain nameless). The cash will help to keep the club going for a good while yet. So thankyou very much to whoever he/she/it may be from everyone at TWJC.

Stuff for hire

Any paid up member of TWJC is entitled to hire out any of the equipment that we have available. So if your parents won't buy you that unicycle just hire one out for a week or two.

To hire anything out just tell a member of the committee what you want & they will sort you out. You will be required to write your name, address & telephone number in the 'equipment hire book'. You must also remember to cross your name from the book when the equipment you have borrowed is brought back. The hire prices are as follows:

A set of balls, clubs, rings, a diabolo, a devilstick, the cigar boxes, a spinning plate, a lasso rope & any video or book are all available for just **50p** per week.

The snakeboard, a unicycle or the walking globe is available for **£1** per week, along with a **£5 returnable deposit**.

The tight rope is also available for **£40** a day. Mind you only about 3 of us know how to put it up.

Mark Cross School Fete

It was hot, very hot. Dave A, ^{GEOFF}, Cora, Steve & I baked in the sunshine on Saturday 10th of July. I usually say well done everybody in these spots, but this time everyone was well done!

It was a nice little fete that drew quite a crowd, & a large number of youngsters came & had a go. Although it was probably the worst event I have attended for equipment going 'walkies'. I followed a young lad who was running away with a devilstick & I uncovered a little hoard of our props. At the end of the day a man also brought back an armload of balls too!

We performed a show in the afternoon that was unfortunately adversely affected by the strong wind. Only one person didn't drop their diabolo during the high throw bit, it was the same person who said not to do the high throw bit because it was too windy!

It was a good day; well done to the organisers for the free supply of burgers, squash & biscuits, which helped a great deal, & well done (again) to the TWJC travelling performance troupe!

Showing Off in the Summer

Was anyone not at the show? Do I really need to do a write up? If you missed the fantastic Summer Spectacular, if you couldn't believe it the first time or you just want to see it again, then you really should hire out the video (see 'stuff for hire' earlier this issue) of the show which was available as of last week.

Steve falling through the stage, Mark's hot air balloon, Kevin's bottomless hat, the UV Pirates, mindless

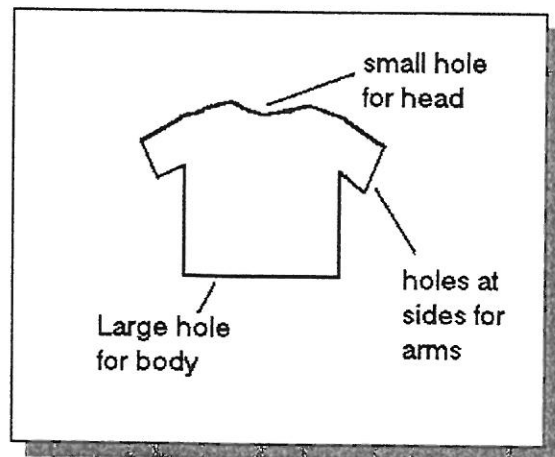
heckling, magic from Ed, Joe & Michael & Cora sticking her head in a bucket, could it have been any better? Well...

The video is expertly shot & very professionally done. Due to skilful camera work an extra act can be seen on the video that was not seen on the night. Watch the tape & right at the start of the show you will be able to witness Dave's superb ventriloquist skills!

Anyone for T?

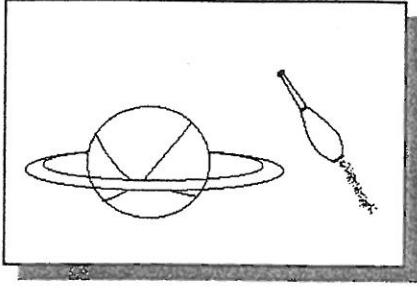
There are 17 months to go to the millenium but most people are planning to celebrate the occasion a year early (some people are so impatient), so we will be too.

Here are a few ideas from club members for our millenium T-shirt. Entries are coming in thick & fast, & hopefully in the next edition of the newsletter I will be able to announce the winning design. If we decide to use your design you will win a **FREE T-shirt!** Can't be bad.




This is Pete's design, which is not exactly what we are looking for. We already know what a T-shirt looks like but thanks anyway. Our T-shirt will follow this design but by no means are you blagging a free one Pete.

Next up is this idea from Jacqui:



For those who can't work it out the planet is a juggling ball surrounded by a juggling ring, & the juggling club is supposed to be a rocket. I think it would be pretty cool to have this on one shoulder. I did come up with a Starship Enterprise using a spinning plate & a set of clubs but it was destroyed by a Borg cigar box. Of course that will go over the heads of all the non-Trekkies.



I think we should have a picture of Sarah Michelle Gellar* from Buffy the Vampire Slayer on our T-shirts.



The two other pictures on this page that have clearly not been drawn by me (above & top right), were drawn by Emma Symons & are likely to win on the grounds that she has put the most effort in to them!

I particularly like the way she has managed to include the word 'Wells' into our name in her designs!



Mark also supplied a design but it was omitted on the grounds that it ruined the overall look of this newsletter (even more)!

*It was only a matter of time before she appeared in one of my newsletters!

Hmm, only three sides. Damn I'm going to have to do another one.

Sail away, Sail away, Sail away...

So how about another trick then? This is a three-ball trick, which I call the **Orinoco Flow** (so the title is relevant). It is a really simple trick (no behind the back catches this time) that looks very nice, & all you need to be able to do is juggle two balls in each hand.

Step 1:

Practice juggling two in one hand rolling out style. That is throwing the balls so they travel in circles from the inside to the outside. So the right hand throws the balls round in a clockwise direction & the left hand throws counter clockwise. Practice with both hands.

Step 2:

Now try switching from side to side. Juggle two in the right, throw one ball to the left & then juggle two in the left. Do this on both sides.

Step 3:

For the full trick you have to juggle 2 throws of two in one hand, then pass to the other side, juggle 2 throws on the other side then throw back again. Count in your head '1-2-3 1-2-3...' When you say 1 & 2 you should be throwing two in one hand throws & the 3 is a pass to the other side.

Step 4:

In the last step you'll notice that one hand is holding a ball while one hand does all the throwing. Instead of just holding a ball you now have to weave it through the other 2 as they are being juggled.

The only tricky bit is remembering the path of the weave; it is basically an 's' shape through the pattern & then an arc around the whole pattern (see below. I will explain the weave on the right hand side so the left is doing all of the throwing.



Around the first left hand throw the right hand carries over, around the left of & under in a counter clockwise direction (the first half of the 's') going from palm up to palm down in the process.

Then the next throw is made under the right arm. The right arm carries in a clockwise direction over, around & under the second 2 in 1 hand throw, palm down all the way.

The next throw is the pass to the other side & is also thrown under the arm. The right arm carries in a sweeping clockwise arc over everything, turn from palm down to palm up as you go. The carried ball is then thrown as a two in one hand throw.

Then do the same on the other side weaving with the left hand. Obviously the weave now follows a mirror 's' shape & the sweep is counter clockwise. Simple? Maybe.